



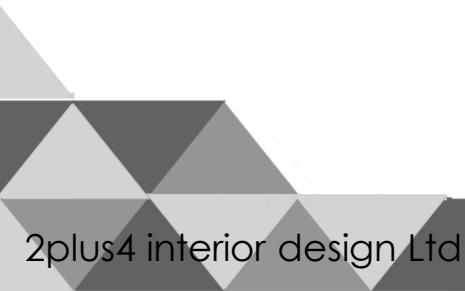
Sky Lobby Concept - R0

14th Dec, 2016

by 2plus4 interior design limited

Content

1. Introduction
2. Design Concept
3. Reference Image
4. Layout plan & Elevation
5. Furniture Selection
6. Green wall Selection
7. Materials Selection




1. Introduction



DESIGNS

Based in Hong Kong
Green interior design service
worldwide
Quality construction in Hong Kong.
We work in the different field of
design



DISCOVER

Wasting too many non-recyclable
materials such as natural stone and
non-sustainable timber
Change this practice by embracing
other recyclable and sustainable
materials to achieve the same result
Many suppliers were providing Eco-
friendly products.
To combine such products with
intelligent interior designs that
maximize natural lighting, ventilation
Offer a sustainable and
Environmentally-friendly lifestyle to
you.



HELP

No more waste!!
Part of the garbage have come from
the construction waste.
Why we need to spend the resources
that we already have.
Design your style with re-use / or
renovated the existing furniture and
give a newborn life for these materials.
Donate your furniture to the people
who needed

2.1 Design Concept: Matrix Family



We are all connected by an invisible link. Different company rental this building and meet each other every day. Make us link up together to share different information, knowledge, and opportunity.

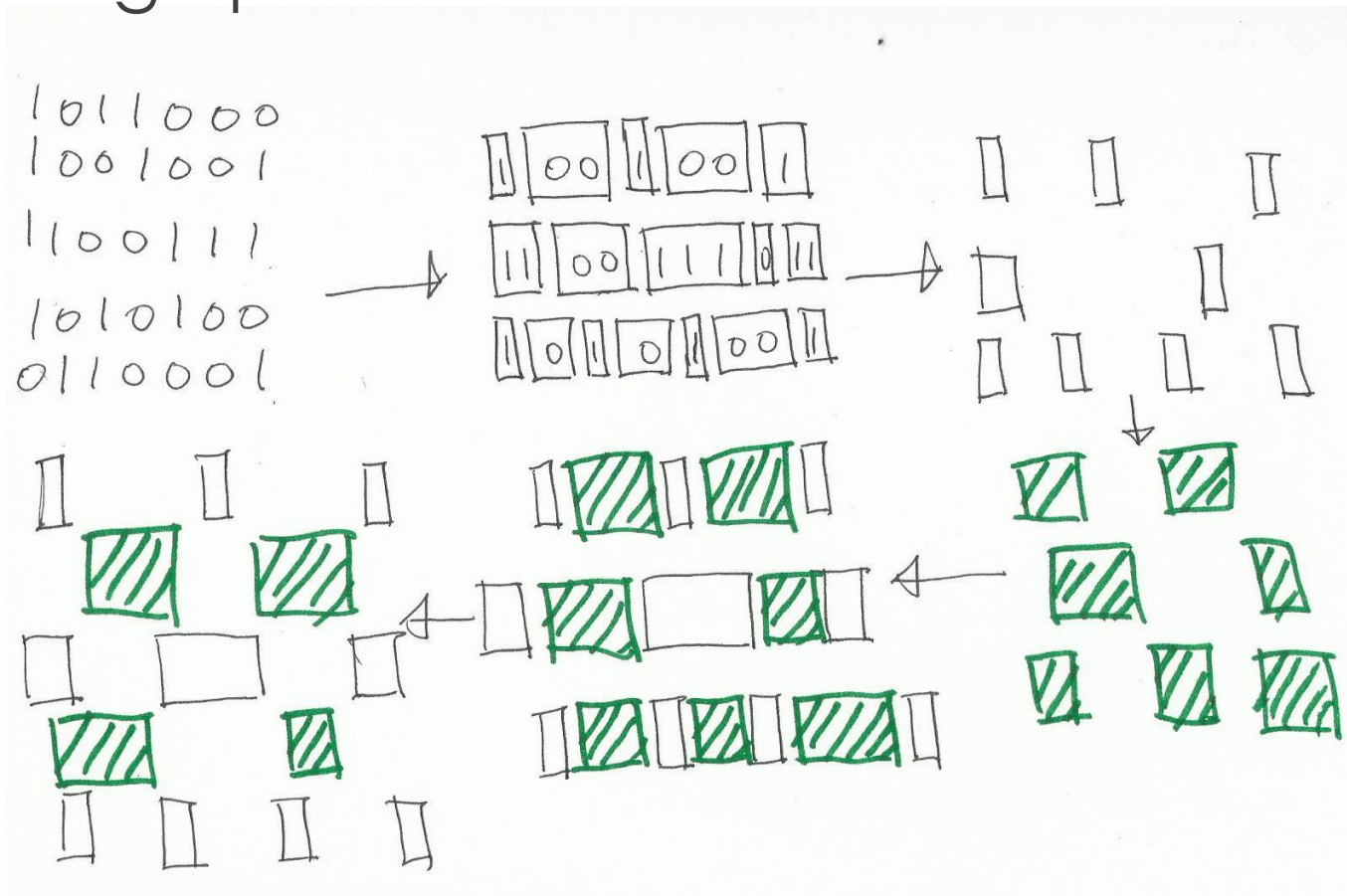


According to the movie Matrix, the visual of the Matrix is the computer source code by 1&0. The different combination of 1&0 creates the different page, website, the software of the computer. So we will use 1010 to be the background.



Now-a-day eco-friendly, it is not just put some green wall or plants. If the plants can give another purpose, not just a decoration. Then we can make another goal to let the building greener.

2.2 Design pattern: Hand Sketches

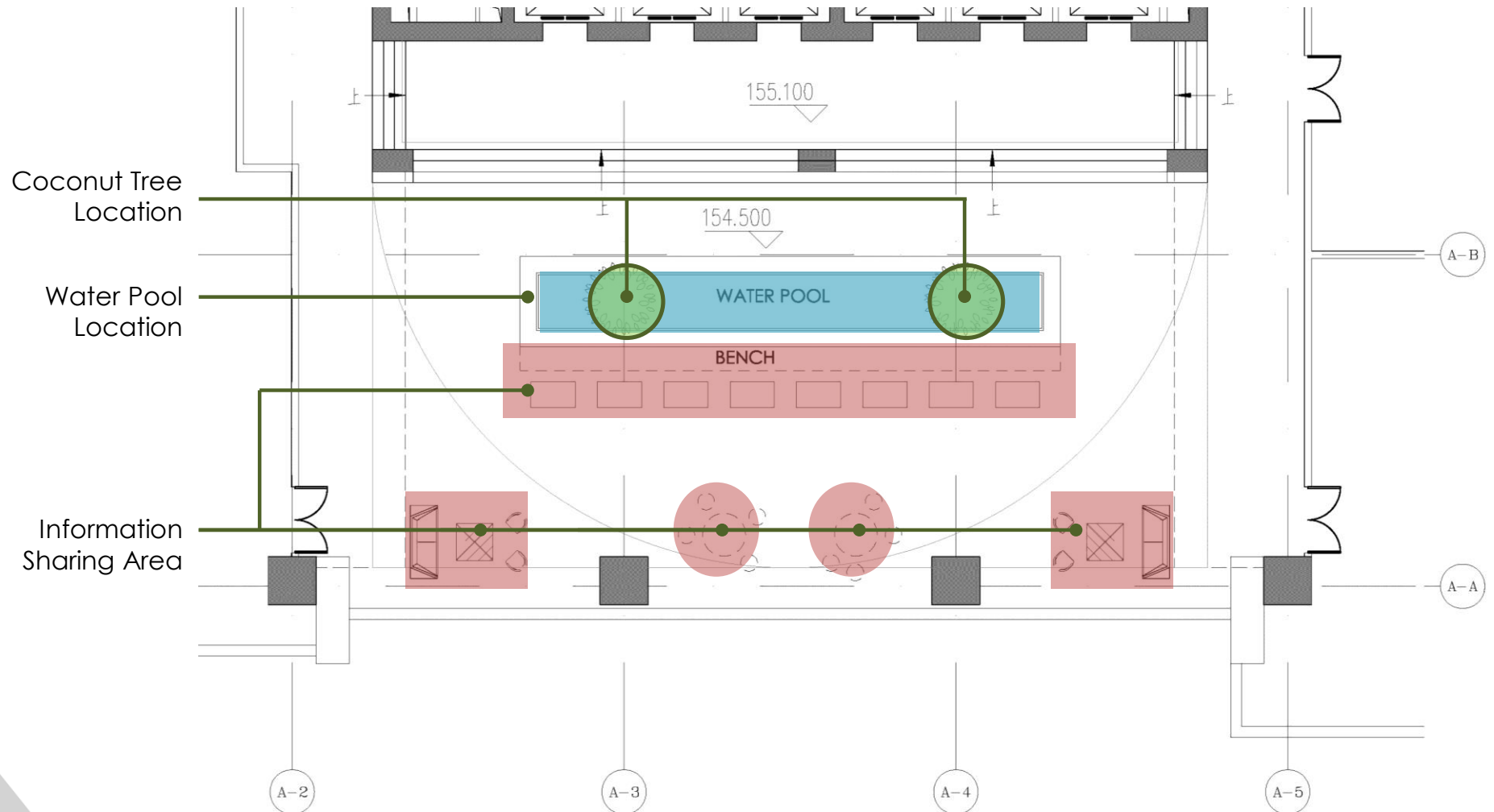


1&0 can create a different size of the panel.
Horizontal or zig-zag can align the pattern. The
end came up zig-zag have more variation to
developed at this massive wall.

3. Reference Image




4.1 36F Layout Plan – 1:100 @A3



4.2 Front Elevation 36F-46F – 1:200 @A3



4.2 Front Elevation 36F-46F – 1:200 @A3



When the plant grow, it can be different color by various restaurant rental

5. Furniture Selection



6. Green Wall Selection




Highly recommend using this Plug & Plants system. The entire system is automatically, and remote by Android or iOS App. Here is the website you can search out:

<http://www.digitaltrends.com/home/plug-and-plant-is-an-easy-to-grow-vertical-garden/>.

This system can make the building greener. It can change the color and pattern every month by changing the plants. Not like the traditional green wall design, only for decoration and hard to maintenance. This system can offer rental for the restaurant or cafe in your building. Can provide the organic food by your building.

7. Materials Selection



Wall finishes selection – Green marble tile, Grey tile, plug & plants system



Floor finishes selection – marble tile, green color carpet, focal point rug

Thanks

